


The **SM3134-37S** is a solid state GaAs amplifier designed primarily for multiple wireless markets. **With 300 MHz of bandwidth**, the amplifier can be used in Industrial Scientific Medical (ISM), Wireless Communications Systems (WCS), Broadband Wireless Access (BWA), and WiMAX applications. This amplifier operates from 3100 to 3400 MHz, provides 20 dB of gain, ± 0.5 dB gain flatness over the full band, and +37 dBm of output power at the 1 dB compression point. This highly linear design provides an output third order intercept point of + 48 dBm. The amplifier operates off a single supply of +12V (+10V available as an option) and 1.7 A (typ). The unit uses the latest surface mount technologies to provide numerous features while maintaining a very small size.



Features

- Mis-Match Protected
- Over Voltage Protection
- Thermal Protection with Auto Reset

Options

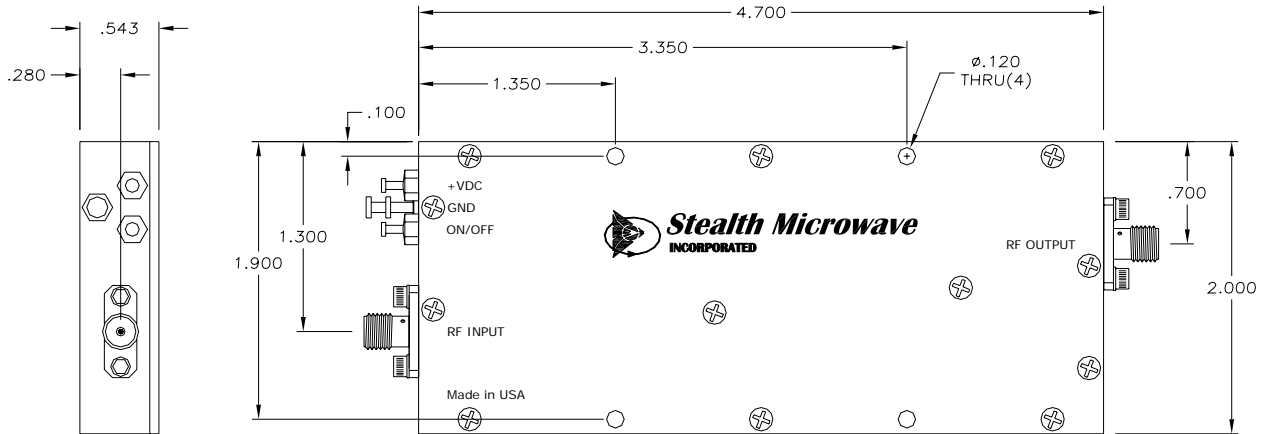
- Logic On/Off Control
- Integral Heatsink
- Single DC Supply of +10 V

Configurations

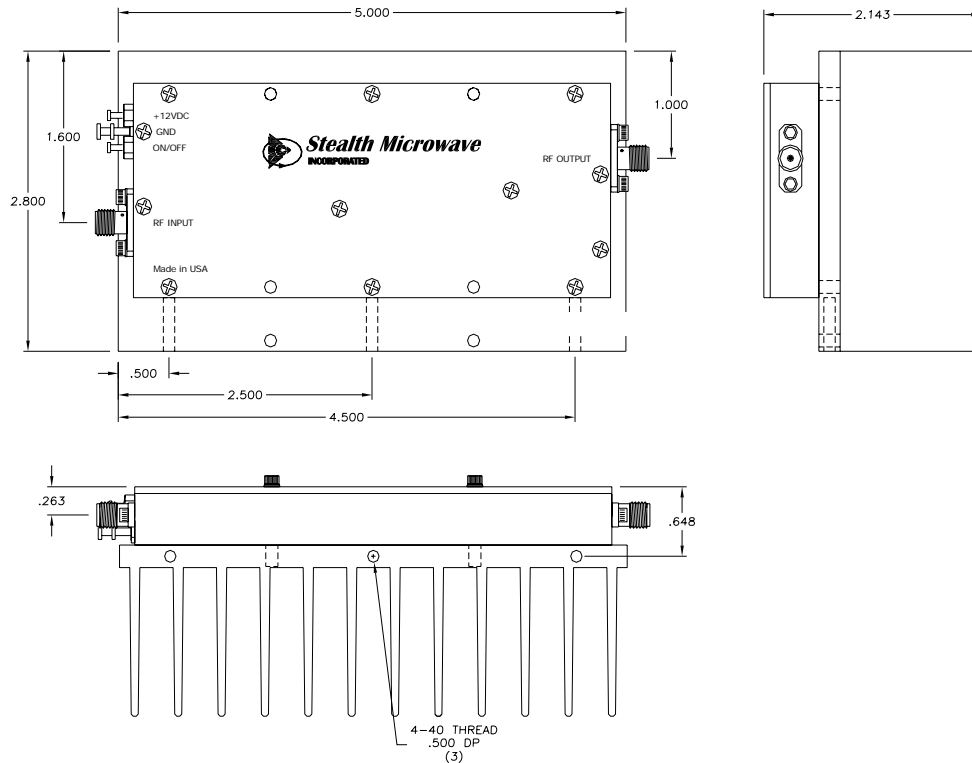
- Module
- 19" Rack
- Bench Top lab Unit

Parameter	Specification
Frequency Range	3.1 – 3.4 GHz
Pout (P1dB)	+ 37 dBm (min.)
Third Order Intercept Point	+ 48 dBm
Linear Gain	20 dB \pm 1.0 dB
Gain Flatness over Full Band	$\pm .5$ dB
Input/Output Return Loss	-14 dB
DC Input Voltage	+12 Volts (+10 V Operation Available)
DC Input Current	1.7 Amperes (typ.)
Mechanical Dimensions (Without Heatsink)	4.7 x 2.0 x 0.54 inches
RF Connectors	SMA Female
Operating Temperature (Baseplate)	0°C to +55°C
Operating Humidity	95% Non-condensing
Operating Altitude	Up to 10,000 feet above Sea Level

DIMENSIONS IN INCHES



DIMENSIONS WITH HEATSINK



Pin	Description	Values
RF IN	Input Connector (SMA Female)	+19 dBm max.
RF OUT	Output Connector (SMA Female)	+ 37 dBm @ P1dB
GND	Ground Turret	---
+12 VDC	DC Input Voltage	+ 12 Volts @ 1.7 Amperes
ON/OFF	TTL Logic On/Off	0 Volts = Off, +5 Volts = On

Specifications subject to change without notice.