


The **SM2325-44** is a 2.3 to 2.5 GHz solid state GaAs FET amplifier designed for the Wireless Local Loop (WLL) market. By using the latest surface mount technologies, this small amplifier can easily fit into tightly packed transmitters and repeaters. The output power at P1dB is +44 dBm, the OIP3 is +55 dBm, and the linear gain is +55 dBm. Voltage variable gain control is available with a dynamic range of 20 dB. The unit is available in modular form (standard), or as a rack mountable amplifier.



Features

- Single Power Supply
- Over/Reverse Voltage Protection
- Thermal Protection with Auto Reset
- Temperature Compensation
- Integral Output Isolator

Options

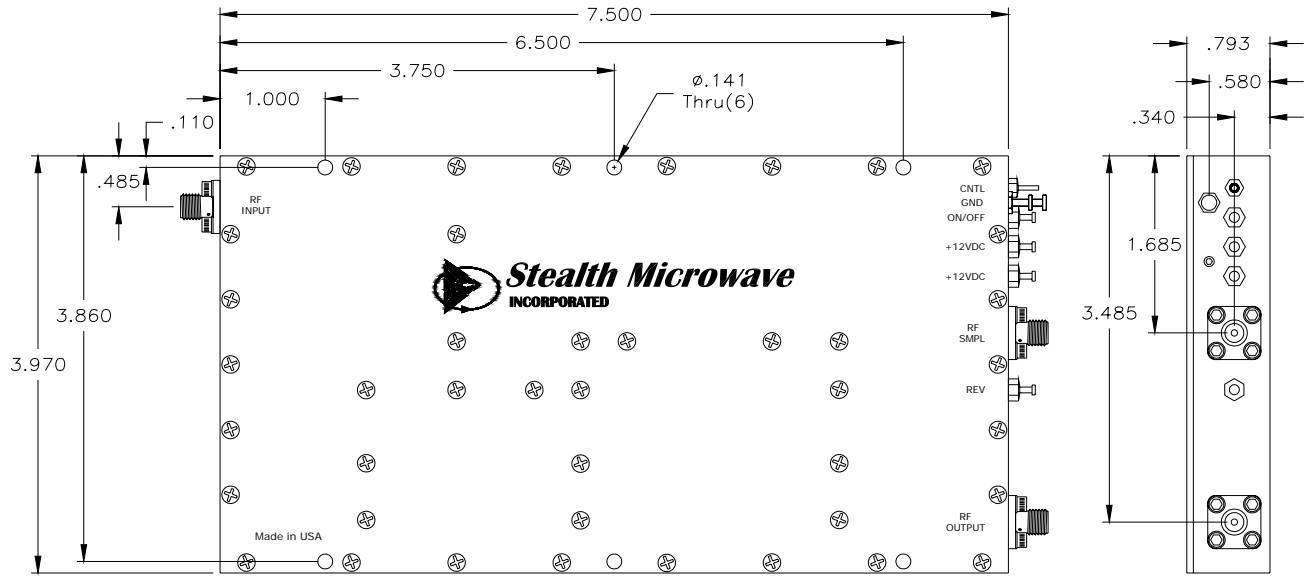
- Forward/Reverse Power Detection
- RF Sampling
- Level Control
- Integral Heatsink
- Logic On/Off Control

Configurations

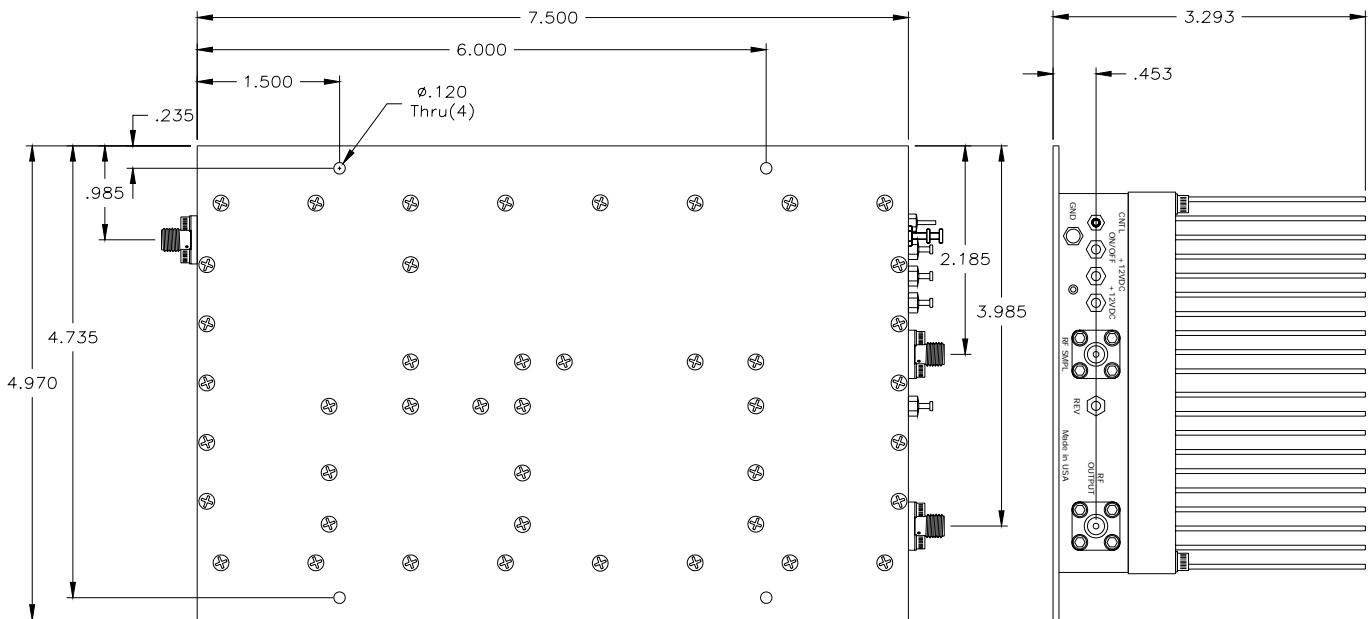
- Module
- 19" Rack

Parameter	Specification
Frequency Range	2.3 - 2.5 GHz
Pout (P1dB)	+ 44 dBm
Third Order Intercept Point	+ 55 dBm
Linear Gain	55 dB \pm 1 dB
Gain Flatness over Full Band	\pm .5 dB
Gain Change over Temperature	\pm .5 dB
Input/Output Return Loss	-16 dB /-18 dB
DC Input Voltage	+ 12 Volts
DC Input Current, typ.	8.0 Amperes
Level Control (Optional)	20 dB (min.)
Mechanical Dimensions	7.5 x 3.9 x .79 inches
RF Connectors	SMA Female
Operating Temperature	0°C to +55°C
Operating Humidity	95% Non-condensing
Operating Altitude	Up to 10,000 feet above Sea Level

DIMENSIONS IN INCHES



HEATSINK OPTION



Pin	Description	Values
RF INPUT	Input Connector (Female SMA)	- 10 dBm, typical
RF OUTPUT	Output Connector (Female SMA)	+44 dBm @P1dB
RF SAMPLE	Sample RF Port (Female SMA)	30 dB
GND	Ground Turret	---
FWD	Forward Power Detector	+ 38 dBm Output Power \approx + 2.5 Volts
REV	Reverse Power Detector	∞ VSWR @ + 38 dBm \approx + 3.0 Volts
+12VDC	DC Input Voltage	+ 12 Volts @ 10 Amperes (typ.)
ON/OFF	TTL Logic On/Off	0 Volts = Off, + 5 Volts = On
CNTL	TTL Pulse Control	Switching Speed up to 100 kHz

Specifications subject to change without notice.