

The **SM1727-34HS** is a solid state GaAs amplifier designed for multiple wireless markets **With 1 GHz of instantaneous bandwidth**, the amplifier can be used in many applications. This highly linear design provides a high output third order intercept for use with complex modulated signals such as OFDM, DVB, and WiMAX.

Features


- Over Voltage Protection
- Thermal Protection with Auto Reset

Options

- Single DC Supply of +10V
- Logic On/Off Control
- Integral Heatsink
- High speed switching for TDD

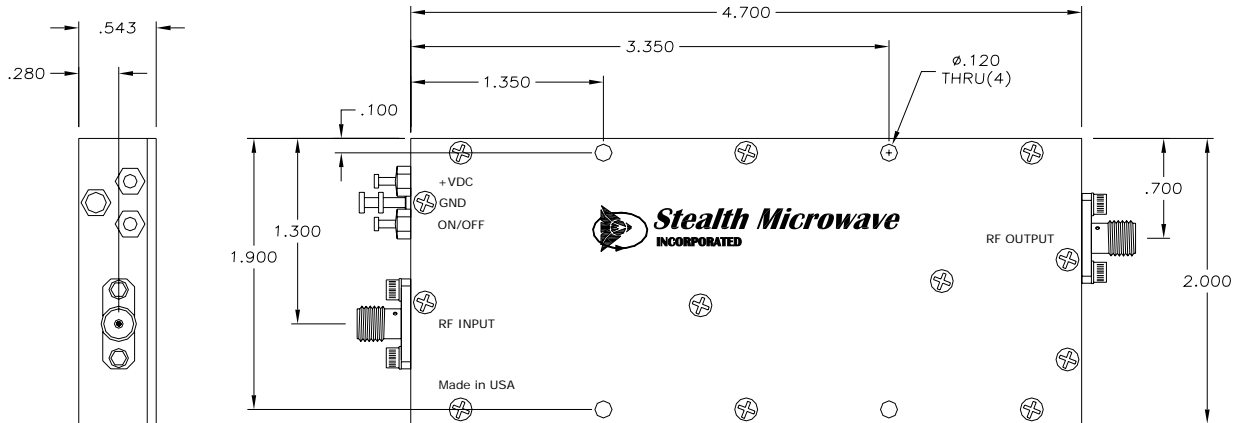
Configurations

- Module
- Laboratory Unit
- 19" Rack

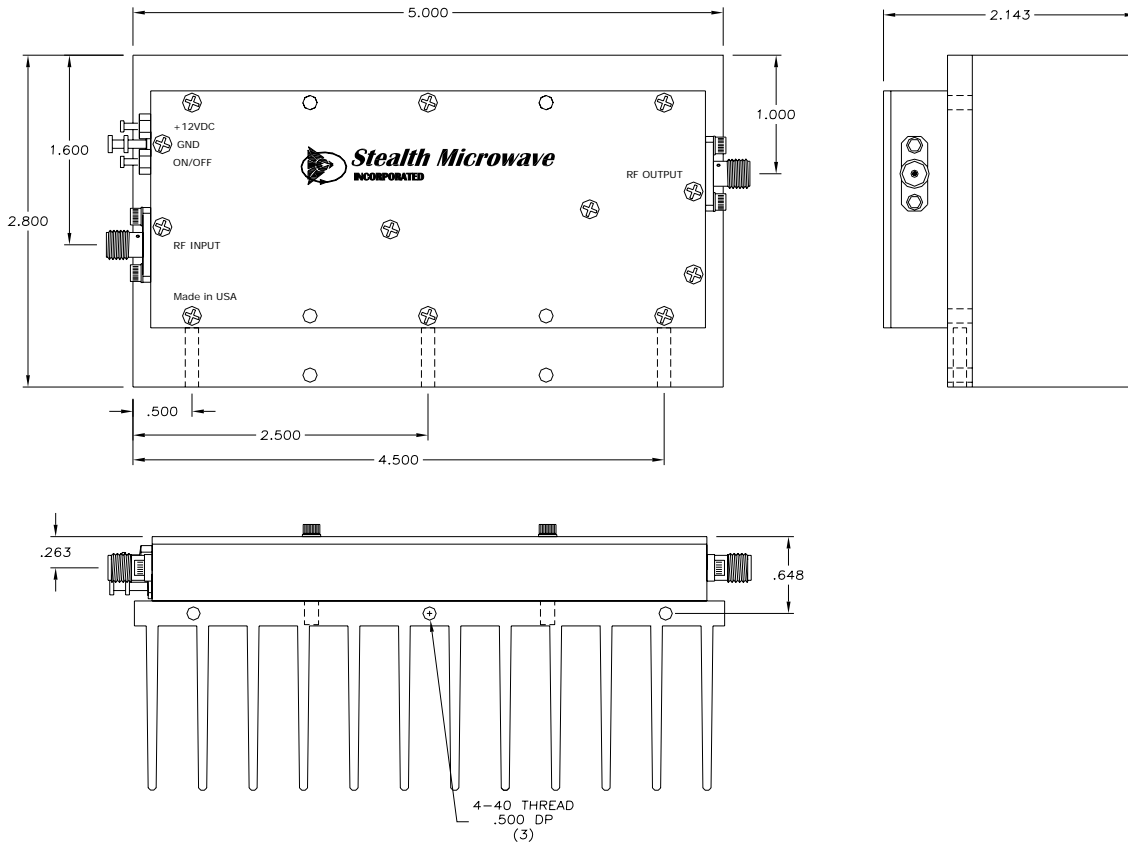


Parameter	Specification
Frequency Range	1.7 – 2.7 GHz
Pout (P1dB)	+ 34 dBm
Third Order Intercept Point	+ 47 dBm (typ.)
Linear Gain	33 dB ± 1.0 dB
Gain Flatness over Full Band	± .5 dB
Input/Output Return Loss	-16 dB / -16 dB
DC Input Voltage	+12 Volts (+10 V Operation Available)
DC Input Current	1.2 Amperes (typ.)
Mechanical Dimensions	4.7 x 2.0 x .54 inches
RF Connectors	SMA Female
Operating Temperature	0°C to +55°C
Operating Humidity	95% Non-condensing
Operating Altitude	Up to 10,000 feet above Sea Level

DIMENSIONS IN INCHES



HEATSINK OPTION





Model SM1727-34HS

1700-2700 MHz

3 Watt Linear Power Amplifier

FOR LAB & WIDEBAND APPLICATIONS

Pin	Description	Values
RF Input	Input Connector (SMA Female)	+1 dBm typ.
RF Output	Output Connector (SMA Female)	+ 34 dBm @ P1dB
GND	Ground Turret	---
+12 VDC	DC Input Voltage	+ 12 Volts @ 1.2 Amperes
On/Off	TTL Logic On/Off	0 Volts = Off, +5 Volts = On

Specifications subject to change without notice.

1007 Whitehead Road Ext., Trenton, NJ 08638

Tel: (609) 538-8586 ♦ Fax: (609) 538-8587

Email: sales@stealthmicrowave.com ♦ Web site: www.stealthmicrowave.com