


This solid state GaAs Telcom Amplifier is an exact “drop-in” for the Siemens RW2135 TWT. In ATT DR-11 and Collins/Alcatel MDR2000/4000 Series Radios, the amplifier will deliver 43 dBm at P1dB with an output third order intercept point of 53 dBm up to temperatures of 55° C ambient.

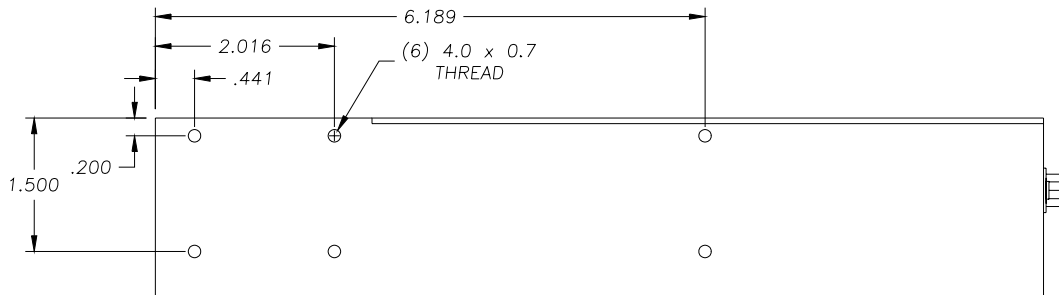
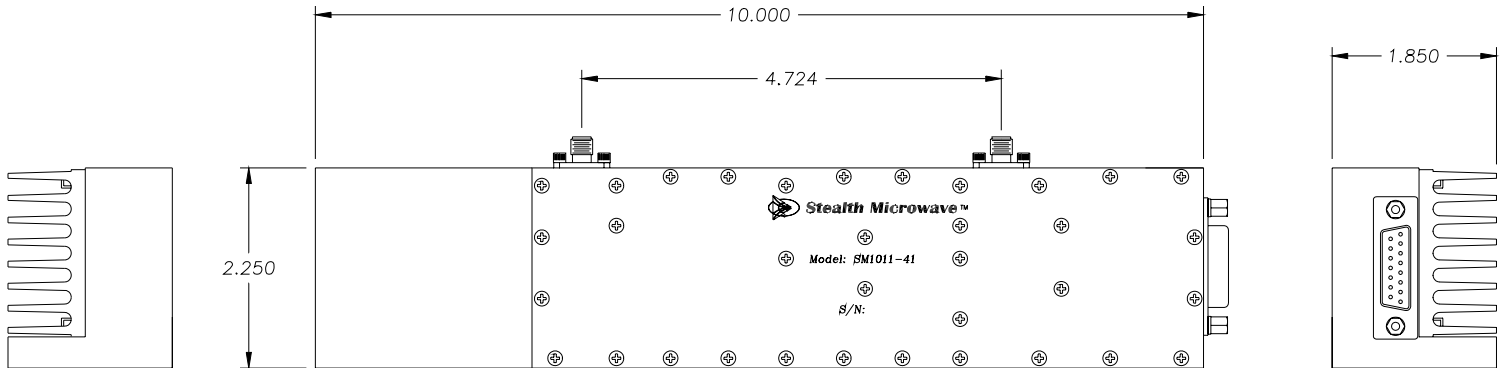
The SM1011-43 eliminates the need for replacement tubes every 4 -5 years and if required, can be serviced for the life of the radio. The SM1011-43 is a complete kit consisting of the amplifier, power supply, cable, and installation instructions.

The amplifier features a Single DC Supply, Over Voltage Protection, Temperature Compensation and Excess Thermal Protection.



Parameter	Specification
Frequency Range	10.7 - 11.7 GHz
Pout (P1dB)	+ 43 dBm
Third Order Intercept Point	+ 52 dBm
Linear Gain	45 dB ± 2 dB
Gain Flatness over 40 MHz	± 0.25 dB max.
Gain Change over Temperature	± 0.30 dB
Input/Output Return Loss (Cold)	12 dB min.
DC Supply to Amplifier	+ 12 V @ 13 Amps
DC Input Voltage to Power Supply	- 21 V to - 56 V
DC Input Current to Power Supply	6.2 A @ - 24V, 3.2 A @ - 48V
Mechanical Dimensions	10 x 2.0 x 2.3 inches
RF Connectors	Female SMA
Operating Temperature	0°C to +55°C
Operating Humidity	95% Non-condensing
Operating Altitude	Up to 10,000 feet above Sea Level

DIMENSIONS IN INCHES



Pin	Description	Values
RF IN	Input Connector (Female SMA)	---
RF OUT	Output Connector (Female SMA)	---
+12VDC	DC Input Voltage (15 pin D-Sub Conn.)	+ 12 Volts @ 13 Amps (typ.)

Specifications subject to change without notice.