


Model **SM04060-37HS** is an affordable solid state GaAs amplifier designed for multiple wireless markets. This module provides 36 dB of linear gain, +37 dBm of output power at P1dB, and an OIP3 of +47 dBm. The unit uses the latest surface mount technologies to provide numerous features, while maintaining a very small size.



Features

- Mis-Match Protected
- Over Voltage Protection
- Thermal Protection with Auto Reset

Options

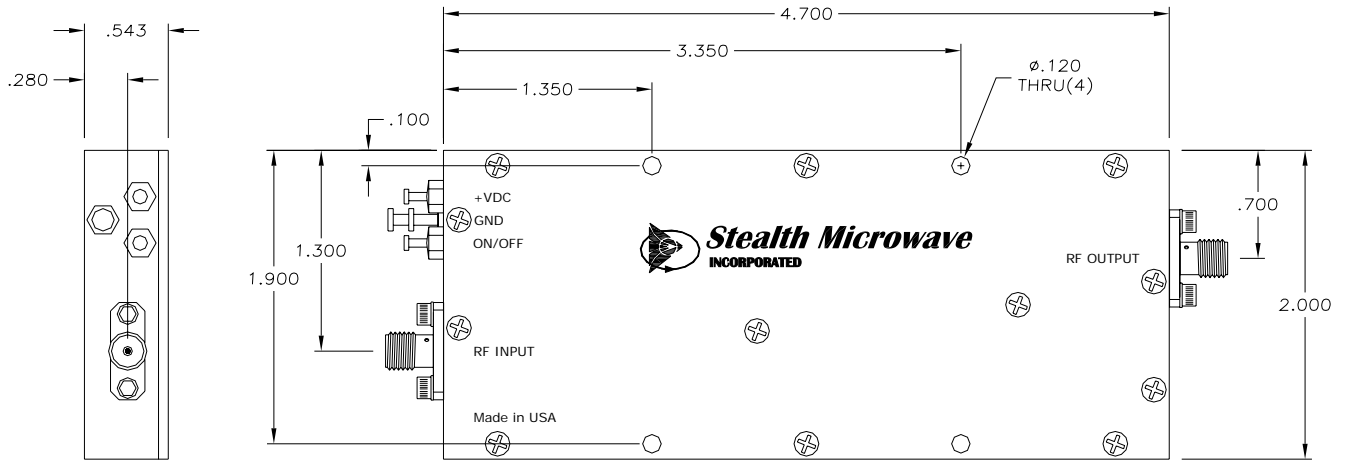
- +10 VDC Operation
- Logic On/Off Control
- Integral Heatsink

Configurations

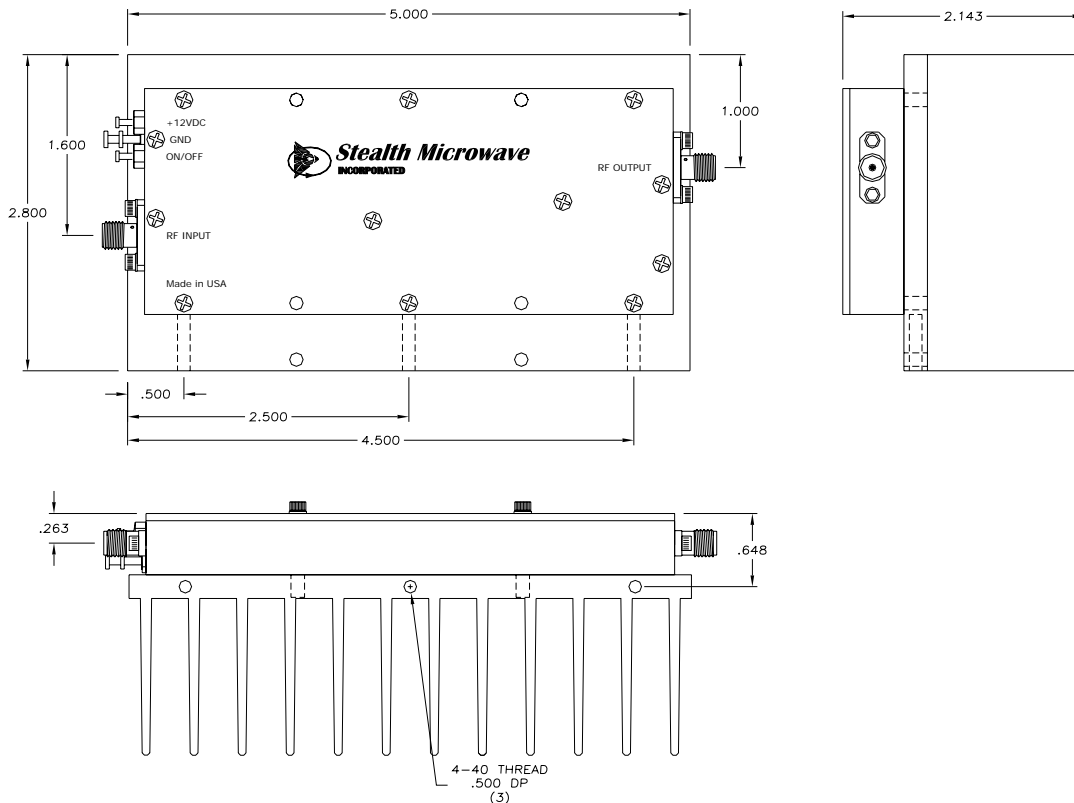
- Module
- Laboratory Unit
- 19" Rack

Parameter	Specification
Frequency Range	400 – 600 MHz
Pout (P1dB)	37 dBm (typ.)
Third Order Intercept Point	+ 47 dBm (typ.)
Linear Gain	36 dB \pm 1.0 dB
Gain Flatness over Full Band	\pm .5 dB
Input/Output Return Loss	-11 dB / -10 dB
DC Input Voltage	+12 Volts (+10 Volts Optional)
DC Input Current	1.8 Amperes (typ.)
Mechanical Dimensions	4.7 x 2.0 x .54 inches
RF Connectors	SMA Female
Operating Temperature	0°C to +55°C
Operating Humidity	95% Non-condensing
Operating Altitude	Up to 10,000 feet above Sea Level

DIMENSIONS IN INCHES



HEATSINK OPTION



Pin	Description	Values
RF Input	Input Connector (SMA Female)	+1 dBm (typ.)
RF Output	Output Connector (SMA Female)	+ 37 dBm (typ) @ P1dB
GND	Ground Turret	---
+12 VDC	DC Input Voltage	+ 12 Volts @ 1.8 Amperes
On/Off	TTL Logic On/Off	0 Volts = Off, +5 Volts = On

Specifications subject to change without notice.